




## EASY TO CLEAN

Every Agora<sup>®</sup> solution dyed acrylic fabric collection offers an exceptional combination of strength and functionality. The fabrics are designed with the intention to be strong, durable and resistant. The water resistant finishing further improves the performance characteristics so that the fabrics are stain repellent, easy to clean and require a minimal but constant maintenance.

## BASIC TIPS

 **Clean Agora<sup>®</sup> fabrics with neutral soap in lukewarm water:** we recommend to clean at a temperature of no more than 30°.

 **Do not dry-clean.**

 **Iron at low temperature.**



**Air dry:** do not use a clothes dryer.



**Bleach may be used, in moderation:** chlorine bleach will not affect the coloration of the solution-dyed acrylic fibre and it is for this reason acceptable for stubborn stain removal, including mildew. Chlorine bleach, strong chemicals or detergents will eventually affect the strength of any fibre or cloth, so it is better to use a diluted solution of one part bleach to twenty parts water.

STAIN	CLEANING SOLUTIONS
Beer	Wipe clean with a diluted solution of one part dish-washing liquid to 20 parts water and then rinse carefully. For stubborn stain removal, follow up with a bleach solution as needed. Rinse carefully.
Berries	
Bird droppings	
Blood (dried)	
Butter	
Ketchup or mustard	
Ink (permanent, Indian, ballpoint)	
Lipstick / Cosmetics	
Shoe Polish	
Suntan lotion	
Tomato juice or dressing	
Tree Sap	
Wine	
Chewing gum	Solvent acetone 100%.
Grease (car)	
Oil	
Chocolate	Wipe clean with a diluted solution of one part dish-washing liquid to 20 parts water and then rinse carefully.
Coffee	
Cola	
Crayon	
Milk / Tea	
Mildew	Soak in a 1:20 solution of bleach to water until stains are removed. Then wash with a diluted solution of one part dish-washing liquid to 20 parts water and then rinse carefully.
Rust	Saturate with lemon juice, cover with salt, allow to sit for 24 hours, refreshing lemon juice as needed. Rinse and repeat as needed. Then wash with a diluted solution of one part dish-washing liquid to 20 parts water.
Wax (candle)	Allow wax to harden. Peel off as much as possible. Cover with paper towel and iron with low heat, moving paper towel as needed to absorb excess wax. Wipe clean with a diluted solution of one part dish-washing liquid to 20 parts water and then rinse carefully.