




## MAINTENANCE

1.  Use a mixture of mild-soap (pH neutral) and water solution (use 1-part soft soap and 10 parts water) to clean vinyl with a white soft cloth or sponge.


---

2.  Use clean water with a soft cloth to remove excess soap.

---

3.  Immediately dry vinyl with a white, clean, soft cloth. No soap should remain on the vinyl surface.

---

4.  Light colours, such as white, require more frequent cleaning.

### NOTE:

If dirt is embedded, you can rub vinyl moderately with a soft brush and soapy solution, then go to step 2 and 3.



### CLEANING AND DISINFECTION:

This same procedure can be done with 70% alcohol to facilitate disinfection.

## BASIC TIPS

- All cloths used must be white and clean.
- Use of citrus-based cleaners is not recommended.
- Wax should never be used on any vinyl upholstery, as it will cause premature embrittlement and cracking.
- Never use power or pressure washing equipment to clean.
- Any solvents like thinner, ketone and MEK, may cause immediate damage. Use at your own risk.
- The use of bleach is not recommended but if necessary the mixture should not exceed 2 parts of common bleach and 98 parts of water.

STAIN	CLEANING SOLUTIONS
Liquid spills	(Coffee, Tea, Liquor, Wine, Sun-tan Lotion, Soft Drinks, etc.) If cleaned before the liquid dries, the spill can easily be removed using a paper towel to absorb the liquid. Clean the area with a moist and clean cloth, then blot dry.
Thick moist spills	(Ketchup, mustard, etc.) Lift as much of the spill as possible with a damp cloth, rotating the cloth as you wipe without pressing it into the surface. Repeat this process as needed, and then blot the fabric dry. Flush the area with water and apply a clean cloth, then blot dry.
Blood	Sponge with soapy water containing a small amount of household ammonia (1-part pH neutral soap, 5 parts household ammonia, 5 parts water). Clean the excess soap by gentle rubbing with a moist cloth. Dry with a clean cloth.
Urine	
Bird droppings	
Lipstick	Apply a small quantity of household cleaner mixed with water (1-part cleaner, 1-part water) using a cloth with gentle rubbing. Use a moist cloth until no cleaner residues remain. Dry with a clean cloth.
Grease	
Oil	
Eye Shadow	
Shoe polish	
Ballpoint ink	Ink spots will stain vinyl permanently. Immediate wiping with a 1:1 mixture of isopropyl alcohol and water will remove much of the stain. Follow with clean water rinses and towel dry.
Permanent marker	
Cloths	Apply a small amount of household cleaner mixed with water (in a 1:1 ratio) using a cloth and wipe. Wipe with a damp cloth until there is no cleaner residue left and then wipe dry with a clean cloth.
Dark fabrics	
Jeans	